

## IES Report

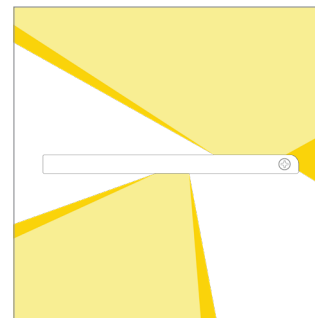
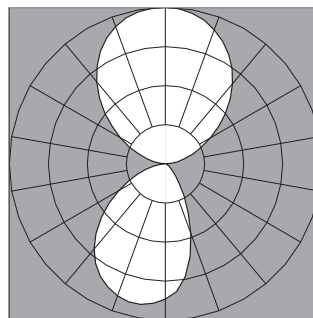
ZipThree® | 707 | Symmetric with EdgeGlow™, up | 85° Asymmetric , down | 80 CRI | LO

707-Z3-4-48-XX-XX-X-0-Z-LO-35-U2A1-X-BL-X

|  | 2700K | 3000K | 3500K | 4000K |
|--|-------|-------|-------|-------|
| Efficacy - Lumens per Watt               | 111   | 115   | 117   | 117   |
| Total Lumens, 4' rail length (1219mm)    | 3293  | 3397  | 3466  | 3466  |
| Lumens per foot (305mm)                  | 823   | 849   | 867   | 867   |
| Lumens per foot UP (305mm)               | 485   | 500   | 511   | 511   |
| Lumens per foot DOWN (305mm)             | 338   | 349   | 356   | 356   |
| Input Power (W), 4' rail length (1219mm) | 29.8  | 29.8  | 29.8  | 29.8  |
| Watts per foot (305mm)                   | 7.5   | 7.5   | 7.5   | 7.5   |
| CRI                                      | 82    | 82    | 82    | 82    |

Due to the large number of options in Vode's product offering, most Vode IES reports are factored reports prepared from source reports. Source reports are the IES test reports prepared for Vode by an NVLAP accredited photometric test laboratory. Factored reports are based on data from the Vode source reports.

If the data above is in black, it is directly from a Vode source report. If it is in grey, it is factored from Vode source reports. Reference details on Vode source reports can be found on the [IES File Finder](#) page on [vode.com](http://vode.com).



## IES Report

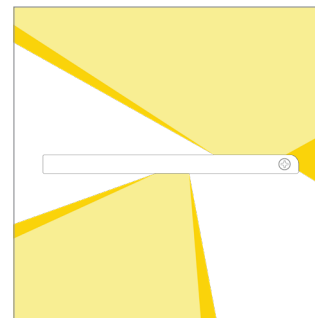
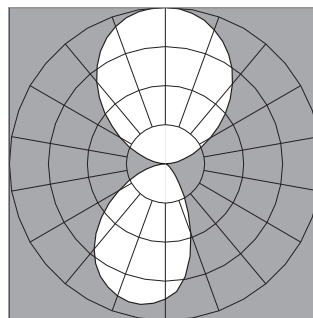
ZipThree® | 707 | Symmetric with EdgeGlow™, up | 85° Asymmetric , down | 80 CRI | SO

707-Z3-4-48-XX-XX-X-0-Z-SO-35-U2A1-X-BL-X

|  | 2700K | 3000K | 3500K | 4000K |
|--|-------|-------|-------|-------|
| Efficacy - Lumens per Watt               | 127   | 131   | 133   | 133   |
| Total Lumens, 4' rail length (1219mm)    | 6586  | 6794  | 6933  | 6933  |
| Lumens per foot (305mm)                  | 1647  | 1698  | 1733  | 1733  |
| Lumens per foot UP (305mm)               | 970   | 1001  | 1021  | 1021  |
| Lumens per foot DOWN (305mm)             | 676   | 698   | 712   | 712   |
| Input Power (W), 4' rail length (1219mm) | 52.2  | 52.2  | 52.2  | 52.2  |
| Watts per foot (305mm)                   | 13.1  | 13.1  | 13.1  | 13.1  |
| CRI                                      | 82    | 82    | 82    | 82    |

Due to the large number of options in Vode's product offering, most Vode IES reports are factored reports prepared from source reports. Source reports are the IES test reports prepared for Vode by an NVLAP accredited photometric test laboratory. Factored reports are based on data from the Vode source reports.

If the data above is in black, it is directly from a Vode source report. If it is in grey, it is factored from Vode source reports. Reference details on Vode source reports can be found on the [IES File Finder](#) page on [vode.com](http://vode.com).



## IES Report

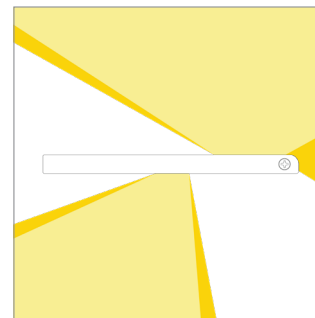
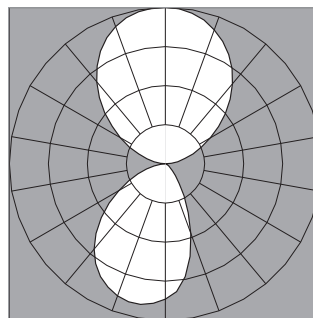
ZipThree® | 707 | Symmetric with EdgeGlow™, up | 85° Asymmetric , down | 80 CRI | HO

707-Z3-4-48-XX-XX-X-0-Z-HO-35-U2A1-X-BL-X

|  | 2700K | 3000K | 3500K | 4000K |
|--|-------|-------|-------|-------|
| Efficacy - Lumens per Watt               | 117   | 120   | 123   | 123   |
| Total Lumens, 4' rail length (1219mm)    | 12513 | 12909 | 13172 | 13172 |
| Lumens per foot (305mm)                  | 3128  | 3227  | 3293  | 3293  |
| Lumens per foot UP (305mm)               | 1843  | 1902  | 1940  | 1940  |
| Lumens per foot DOWN (305mm)             | 1285  | 1325  | 1353  | 1353  |
| Input Power (W), 4' rail length (1219mm) | 107.7 | 107.7 | 107.7 | 107.7 |
| Watts per foot (305mm)                   | 27.0  | 27.0  | 27.0  | 27.0  |
| CRI                                      | 82    | 82    | 82    | 82    |

Due to the large number of options in Vode's product offering, most Vode IES reports are factored reports prepared from source reports. Source reports are the IES test reports prepared for Vode by an NVLAP accredited photometric test laboratory. Factored reports are based on data from the Vode source reports.

If the data above is in black, it is directly from a Vode source report. If it is in grey, it is factored from Vode source reports. Reference details on Vode source reports can be found on the [IES File Finder](#) page on [vode.com](http://vode.com).



## IES Report

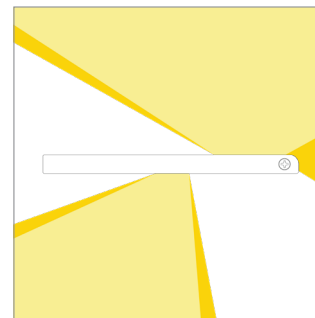
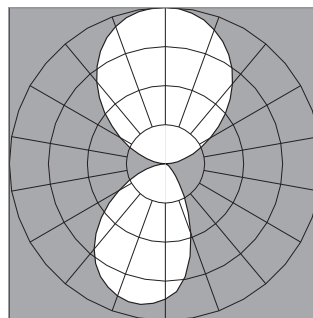
ZipThree® | 707 | Symmetric with EdgeGlow™, up | 85° Asymmetric , down | 90 CRI | LO

707-Z3-4-48-XX-XX-X-0-Z-LO-359-U2A1-X-BL-X

|  | 2700K | 3000K | 3500K | 4000K |
|--|-------|-------|-------|-------|
| Efficacy - Lumens per Watt               | 96    | 99    | 101   | 105   |
| Total Lumens, 4' rail length (1219mm)    | 2839  | 2928  | 2988  | 3018  |
| Lumens per foot (305mm)                  | 710   | 732   | 747   | 755   |
| Lumens per foot UP (305mm)               | 418   | 431   | 440   | 445   |
| Lumens per foot DOWN (305mm)             | 291   | 301   | 307   | 310   |
| Input Power (W), 4' rail length (1219mm) | 29.8  | 29.8  | 29.8  | 29.8  |
| Watts per foot (305mm)                   | 7.5   | 7.5   | 7.5   | 7.5   |
| CRI                                      | 94    | 94    | 94    | 94    |

Due to the large number of options in Vode's product offering, most Vode IES reports are factored reports prepared from source reports. Source reports are the IES test reports prepared for Vode by an NVLAP accredited photometric test laboratory. Factored reports are based on data from the Vode source reports.

If the data above is in black, it is directly from a Vode source report. If it is in grey, it is factored from Vode source reports. Reference details on Vode source reports can be found on the [IES File Finder](#) page on [vode.com](http://vode.com).



## IES Report

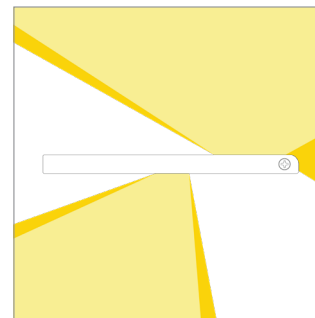
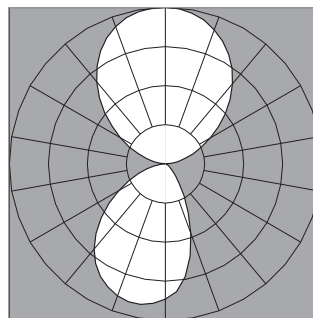
ZipThree® | 707 | Symmetric with EdgeGlow™, up | 85° Asymmetric , down | 90 CRI | SO

707-Z3-4-48-XX-XX-X-0-Z-SO-359-U2A1-X-BL-X

|  | 2700K | 3000K | 3500K | 4000K |
|--|-------|-------|-------|-------|
| Efficacy - Lumens per Watt               | 109   | 113   | 114   | 119   |
| Total Lumens, 4' rail length (1219mm)    | 5678  | 5857  | 5976  | 6036  |
| Lumens per foot (305mm)                  | 1419  | 1464  | 1494  | 1509  |
| Lumens per foot UP (305mm)               | 836   | 863   | 880   | 889   |
| Lumens per foot DOWN (305mm)             | 583   | 601   | 614   | 620   |
| Input Power (W), 4' rail length (1219mm) | 52.2  | 52.2  | 52.7  | 52.2  |
| Watts per foot (305mm)                   | 13.1  | 13.1  | 13.2  | 13.1  |
| CRI                                      | 94    | 94    | 94    | 94    |

Due to the large number of options in Vode's product offering, most Vode IES reports are factored reports prepared from source reports. Source reports are the IES test reports prepared for Vode by an NVLAP accredited photometric test laboratory. Factored reports are based on data from the Vode source reports.

If the data above is in black, it is directly from a Vode source report. If it is in grey, it is factored from Vode source reports. Reference details on Vode source reports can be found on the [IES File Finder](#) page on [vode.com](http://vode.com).



## IES Report

ZipThree® | 707 | Symmetric with EdgeGlow™, up | 85° Asymmetric , down | 90 CRI | HO

707-Z3-4-48-XX-XX-X-0-Z-HO-359-U2A1-X-BL-X

|  | 2700K | 3000K | 3500K | 4000K |
|--|-------|-------|-------|-------|
| Efficacy - Lumens per Watt               | 101   | 104   | 106   | 110   |
| Total Lumens, 4' rail length (1219mm)    | 10787 | 11128 | 11355 | 11469 |
| Lumens per foot (305mm)                  | 2697  | 2782  | 2839  | 2867  |
| Lumens per foot UP (305mm)               | 1589  | 1639  | 1673  | 1605  |
| Lumens per foot DOWN (305mm)             | 1108  | 1143  | 1166  | 1119  |
| Input Power (W), 4' rail length (1219mm) | 107.7 | 107.7 | 107.7 | 107.7 |
| Watts per foot (305mm)                   | 27    | 27    | 27    | 27    |
| CRI                                      | 94    | 94    | 94    | 94    |

Due to the large number of options in Vode's product offering, most Vode IES reports are factored reports prepared from source reports. Source reports are the IES test reports prepared for Vode by an NVLAP accredited photometric test laboratory. Factored reports are based on data from the Vode source reports.

If the data above is in black, it is directly from a Vode source report. If it is in grey, it is factored from Vode source reports. Reference details on Vode source reports can be found on the [IES File Finder](#) page on [vode.com](http://vode.com).